

FTSE4Good benchmark and tradable indices have been designed to measure the performance of companies that meet globally recognised social responsibility standards, and to facilitate investment in those companies. This analysis is produced by FTSE Research. For more information about market analysis based upon FTSE indices, please e-mail Gareth Parker, Head of Index Design, FTSE Group, at gareth.parker@ftse.com. For further information about the FTSE4Good Index Series please e-mail Timothy Nicholls at timothy.nicholls@ftse.com or visit <http://www.ftse.com/ftse4good>.

Benchmark Indices Capital Performance

	1 mth	3 mth	12 mth	3 year	5 year
FTSE4Good Global (\$)	2.7%	3.5%	7.4%	18.2%	-18.2%
FTSE4Good US (\$)	0.7%	0.7%	0.8%	3.1%	-26.6%
FTSE4Good Europe (€)	3.0%	6.5%	7.5%	-13.0%	-33.4%
FTSE4Good UK (£)	2.0%	5.8%	10.5%	-2.7%	-20.3%

Tradable Indices Capital Performance

	1 mth	3 mth	12 mth	3 year	5 year
FTSE4Good Global 100 (\$)	2.2%	2.6%	4.4%	7.9%	-26.1%
FTSE4Good US 100 (\$)	0.5%	0.2%	-0.5%	-0.8%	-26.1%
FTSE4Good Europe 50 (€)	2.5%	5.6%	5.3%	-18.5%	-37.7%
FTSE4Good UK 50 (£)	2.0%	5.4%	10.5%	-4.8%	-17.0%

Universe Benchmark Capital Performance

	1 mth	3 mth	12 mth	3 year	5 year
FTSE All-World Developed (\$)	3.0%	4.4%	10.2%	22.9%	-9.4%
FTSE US (\$)	1.9%	2.7%	5.3%	8.9%	-13.0%
FTSE Europe Developed (€)	2.9%	7.1%	9.0%	-9.3%	-
FTSE All Share (£)	2.2%	6.4%	11.2%	1.2%	-16.5%



FTSE4Good Global Stock Price Performance (\$)

Best Performers (1 Mth)

Temple Inland	USA	26.1%
Inco	CAN	25.6%
Nobel Biocare Holding	SWIT	24.5%
Metso Corporation	FIN	24.2%
Tietoanator Oyj	FIN	24.1%

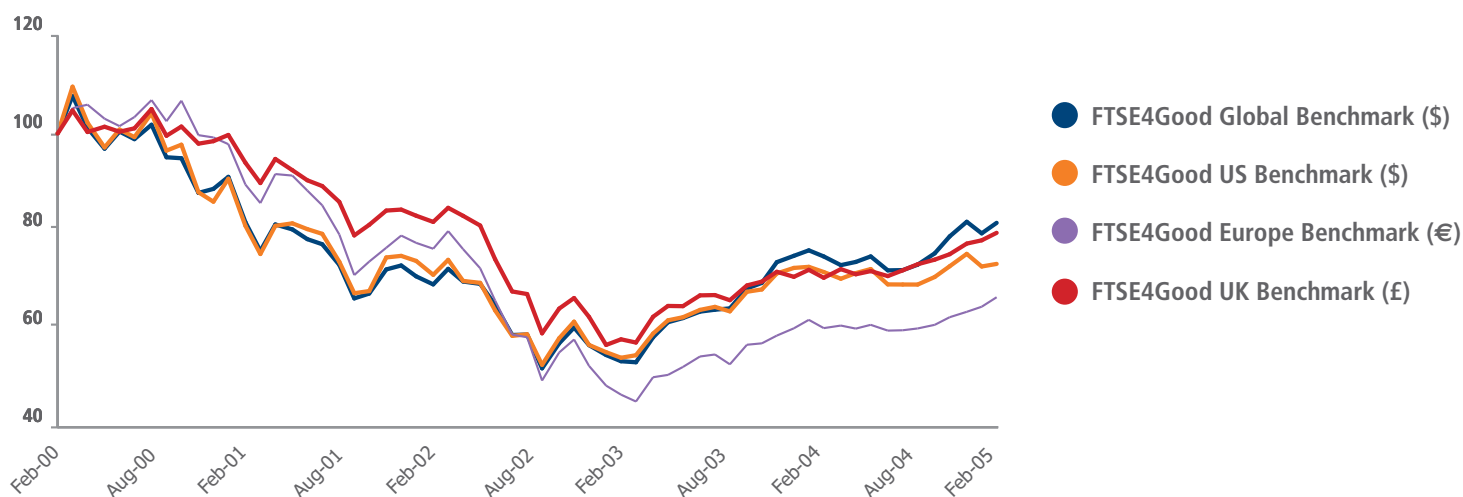
Worst Performers (1 Mth)

Level 3 Communications	USA	-15.0%
Abitibi-Consolidated	CAN	-14.5%
Juniper Networks	USA	-14.3%
Takara Holdings	JA	-12.3%
Transurban Group	AU	-12.1%

Total Market Capitalisation and Number of Stocks

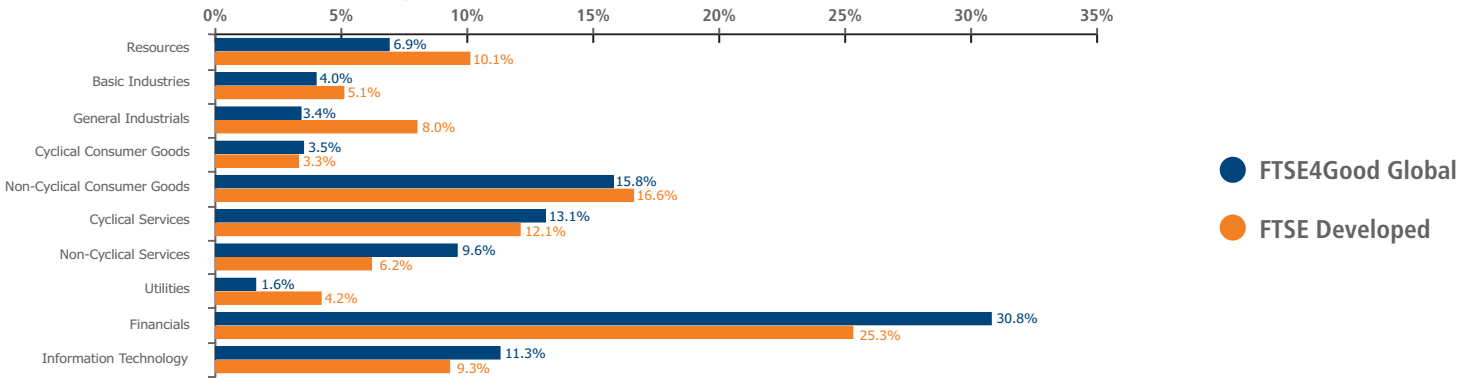
	Mkt Cap	Stocks
FTSE4Good Global (US\$bn)	12,040.7	704
FTSE4Good Global 100 (US\$bn)	7,199.9	105
FTSE4Good US (US\$bn)	5,399.3	207
FTSE4Good US 100 (US\$bn)	4,671.2	102
FTSE4Good Europe (€bn)	3,788.7	265
FTSE4Good Europe 50 (€bn)	2,480.6	53
FTSE4Good UK (£bn)	1,193.9	296
FTSE4Good UK 50 (£bn)	892.6	50

FTSE4Good Benchmark Indices 5 Year Performance (in local currencies)

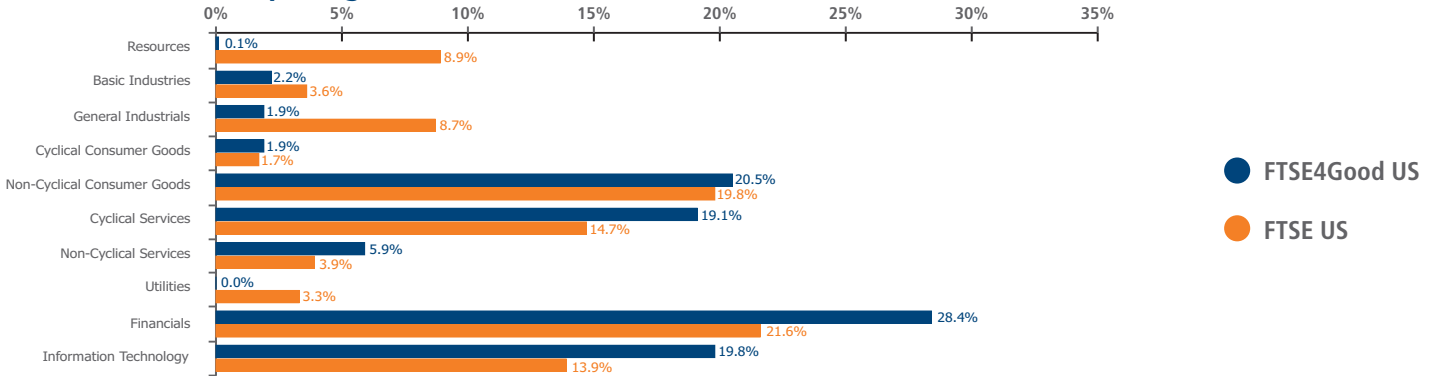


FTSE4Good Economic Group Weights Relative to Index Universes

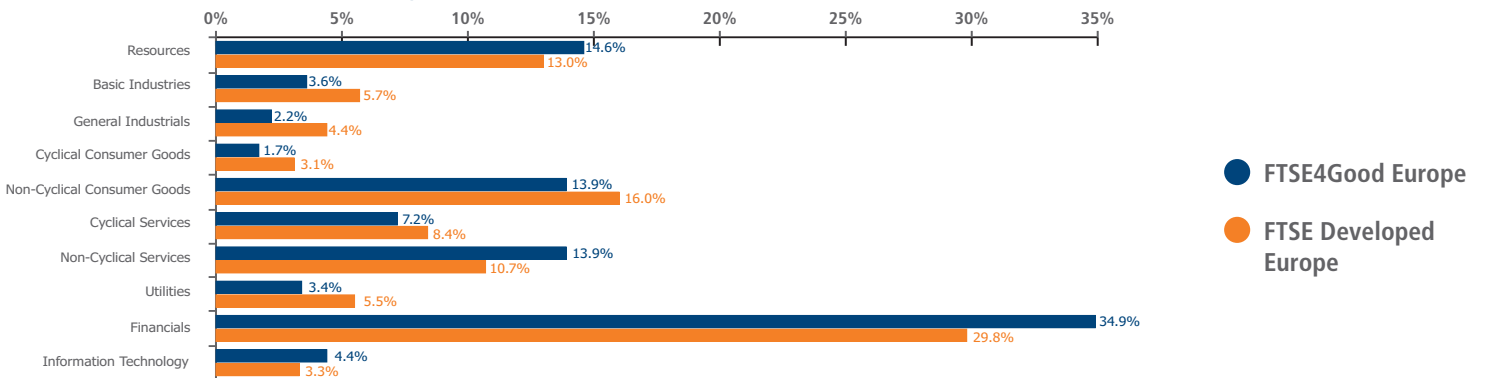
Global Economic Group Weights



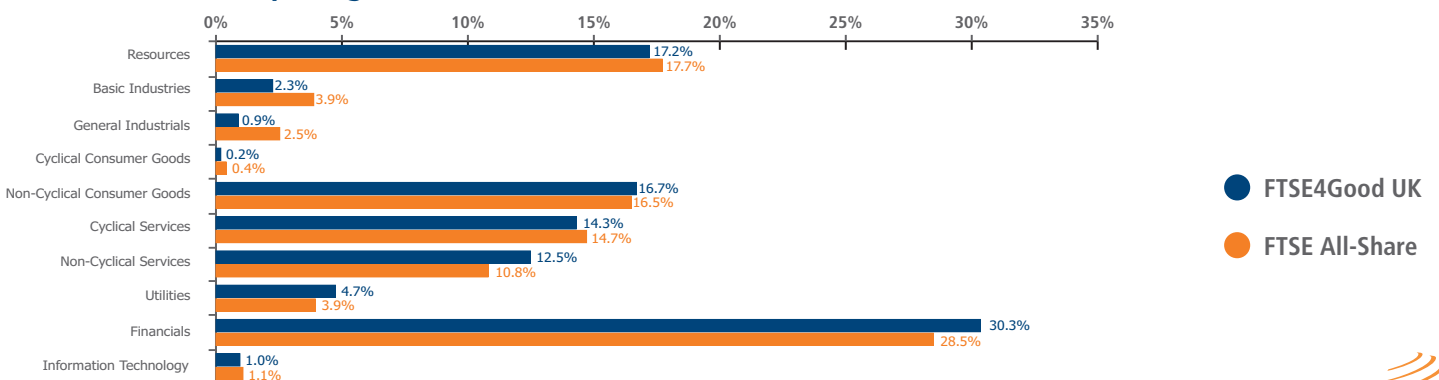
US Economic Group Weights



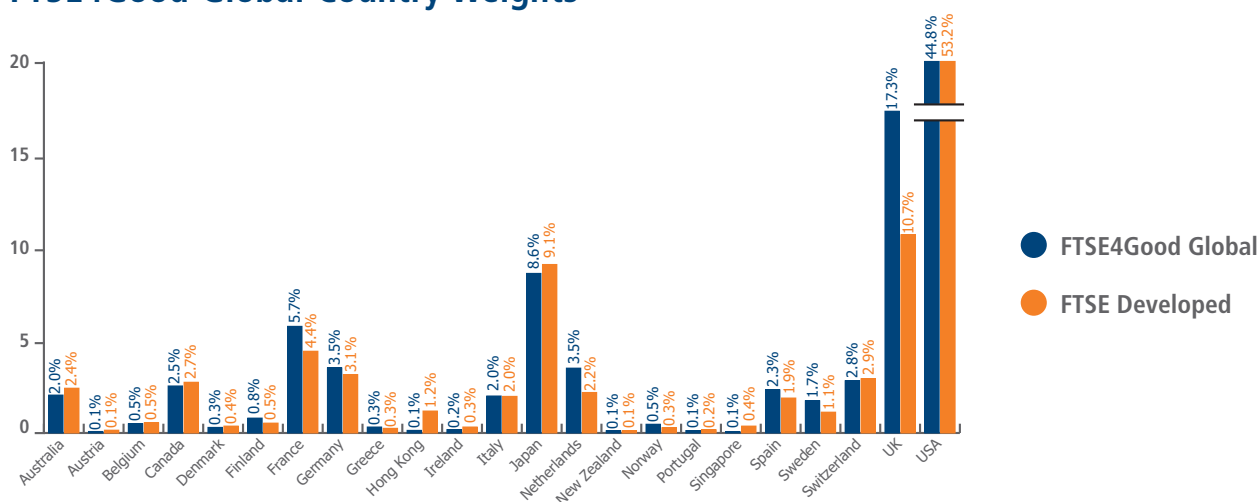
Europe Economic Group Weights



UK Economic Group Weights



FTSE4Good Global Country Weights



Top 10 Stocks by Investable Market Capitalisation

FTSE4Good Global	Mkt Cap (\$bn)	Wgt	FTSE4Good US	Mkt Cap (\$bn)	Wgt
Microsoft Corp	272.4	2.3%	Microsoft Corp	272.4	5.0%
Citigroup	245.6	2.0%	Citigroup	245.6	4.5%
BP	231.7	1.9%	Pfizer	198.0	3.7%
Pfizer	198.0	1.6%	Johnson & Johnson	195.2	3.6%
Johnson & Johnson	195.2	1.6%	Bank of America	190.5	3.5%
Bank of America	190.5	1.6%	Intel Corp	155.1	2.9%
HSBC Hldgs	185.4	1.5%	Procter & Gamble	135.0	2.5%
Vodafone Group	170.9	1.4%	Cisco Systems	115.9	2.1%
Intel Corp	155.1	1.3%	Coca-Cola	103.6	1.9%
Total	150.2	1.2%	Wells Fargo & Company	100.8	1.9%

FTSE4Good Europe	Mkt Cap (€bn)	Wgt	FTSE4Good UK	Mkt Cap (£bn)	Wgt
BP	174.9	4.6%	BP	120.5	10.1%
HSBC Hldgs	140.0	3.7%	HSBC Hldgs	96.5	8.1%
Vodafone Group	129.0	3.4%	Vodafone Group	88.9	7.4%
Total	113.4	3.0%	GlaxoSmithKline	73.3	6.1%
GlaxoSmithKline	106.3	2.8%	Royal Bank Of Scotland Group	56.5	4.7%
Royal Dutch Petroleum	100.0	2.6%	Shell Transport & Trading Co	47.0	3.9%
Royal Bank Of Scotland Group	82.0	2.2%	Barclays	36.6	3.1%
UBS AG	74.0	2.0%	AstraZeneca	34.2	2.9%
Telefonica	69.0	1.8%	HBOS	32.2	2.7%
Shell Transport & Trading Co	68.2	1.8%	Lloyds TSB Group	27.3	2.3%

FTSE Research

Carl Beckley
 Director, Research
 & Development
 carl.beckley@ftse.com
 +44 20 7448 1820

Bin Wu
 Senior Index Design Executive
 bin.wu@ftse.com
 +44 20 7448 8986

Gareth Parker
 Head of Index Design
 gareth.parker@ftse.com
 +44 20 7448 1805

Oliver Whittle
 Index Analyst
 oliver.whittle@ftse.com
 +44 20 7448 1887

Jamie Perrett
 Senior Index Design Executive
 jamie.perrett@ftse.com
 +44 20 7448 1817

Andreas Elia*
 Research Analyst
 andreas.elia@ftse.com
 +44 20 7448 8013

*Key contributor

© FTSE International Limited 2005.

All rights reserved. "FTSE™" is a trade mark of London Stock Exchange Plc. "FTSE4Good" is a service mark and trade mark of FTSE. All rights in and to the FTSE All-World Index series (including currency adjusted indices) and FTSE4Good Index Series are vested in FTSE. All information is provided for information purposes only. Every effort is made to ensure that all information given in this publication is accurate, but no responsibility or liability can be accepted by FTSE for any errors or for any loss arising from use of this publication. "FTSE™" is a trade mark of London Stock Exchange Plc and The Financial Times Limited and is used by FTSE under licence. "All-World" is a trade mark of FTSE.